

ST2FABBLK2



Product Family	Dishwashers
Colour	Black
Finishing	Black
Width	60 cm
Commercial height	82 cm
Installation	Under counter built-in
Kitchen panel	Not supplied
N° baskets	3, FlexiDuo
Motor	Inverter
EAN code	8017709291822



Programs / Functions

No. of programmes	5+5 quick programmes	
Washing temperatures		

38	45	50
----	----	----

55	65	68
----	----	----

70

Soak	
------	---

Rapid 27'	Yes
-----------	-----

ECO	
-----	---

Auto sensor 45-65	
-------------------	---

Quiet (-2 dB)	
---------------	---

Ultraclean	Yes
------------	-----


ECO Quick	
-----------	---

Delicate and Quick	
--------------------	---

Normal Quick	
--------------	---

Strong and fast	
-----------------	---

Options



Energy saving option EnerSave	Yes
Delay timer option	Up to 9 hours, with automatic soak
1/2 load FlexiZone option (varied distribution)	Yes

Options for tabs FlexiTabs	Yes
Quick Time option	Yes

Baskets



Basket colour	Grey
Basket components colour	Grey
Handle	In plastic with stainless steel insert on upper and lower basket
Upper Basket	With 1 foldable rack
Height adjustment of the upper basket	On three levels
Upper basket with EasyGlide System	Yes

Largest loadable dish in upper basket	19,0 cm
Lower Basket	With 4 foldable racks
Lower basket with anti- drip inserts	Yes
Largest loadable dish in lower basket	30,0 cm
Colour Inner Components	Grey
Cutlery basket	Yes, with chopsticks support

Technical Features



Width (mm)	598 mm
Depth (mm)	584 mm
Display type	1 digit
Product Height (mm)	818 mm
Controls	Electronic
Display	Delayed start
Programme graphics	Symbols
On/off indicator	Yes
Salt light indicator	Light
Rinse aid indicator	Light
End of cycle indicator	Acoustic signal
Washing system	Orbital
Third spray arm	Single
Water softener	With electronic setting
Turbidity sensor Aquatest	Yes
Flood protection system	Total Acquastop

Water supply	Single; cold/hot water max. 60°C - energysave with hot water up to 35%
Max water hardness	100°FH;58°dH
Drying system	Natural condenser drying, with EnerSave automatic door opening system at the end of the cycle
Steam protection	Metallic sheet
Tank material	Stainless steel
Filter	Stainless steel
Concealed heating element	Yes
Hinges	Self balancing with fixed hinges
Min. and max plinth height	98 - 168 mm
Adjustable feet	7cm, from 820 to 890 mm
Additional gaskets	Yes, with stainless steel plate
Back cover	Yes
Depth of dishwasher with open door (mm)	1146

Back feet adjustable from front	Yes
Top cover	In plastic

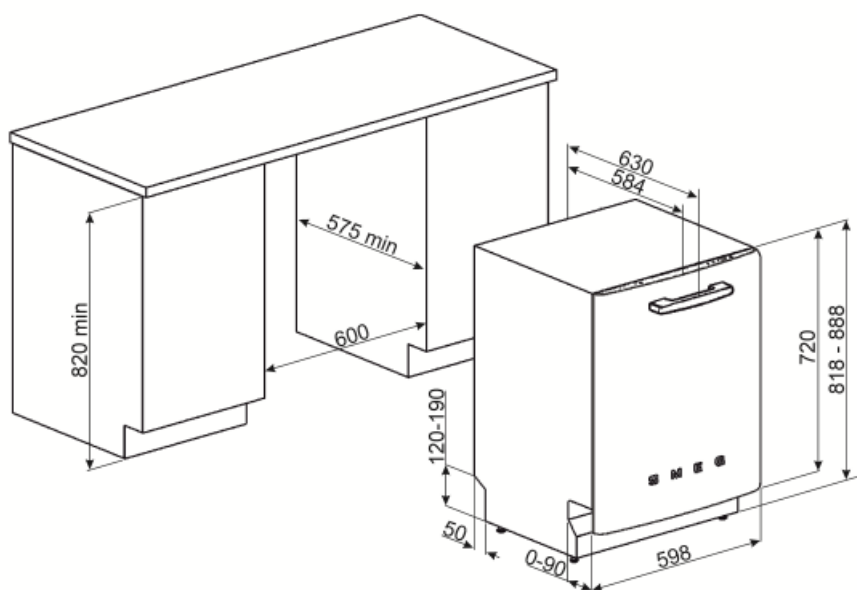
Performance / Energy Label



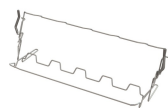
Number of place settings	13	Annual energy consumption	257 KWh/year
Energy efficiency class	A++	Annual water consumption	3360 litres
The Energy Efficiency Index (EEI)	54.5	Reference programme	ECO
Cleaning performance	A	Total cycle time of reference programme (min)	200 min
Drying performance	A	Energy consumption - stand by off mode	0.50 W
Noise level	46 dB(A) re 1pW	Energy consumption - stand by on mode	0.80 W
Energy consumption per cycle (kWh/cycle)	0.900 KWh	Duration of the stand by on mode (min)	5 min
Water consumption per cycle (l/cycle)	12 l		

Electrical Connection

Connected power	1700 W	Frequency (Hz)	60 Hz
Current	10 A	Type of connection	Single-phase
Voltage	220-240 V	Power supply cable length	140 cm



Not included accessories



KITGH

Kit glass holder. It has to be fitted on the first basket but only if there are foldable racks



KITPLV2

Kit extension for dishwasher and washing machine: length mt. 2



KITPL60FABX

Toekick Kit in Stainless Steel with adjustable height. Can be fitted over all the fully integrated and underbench models with Fixed Fulcrum. Can be installed also on the models with variable fulcrum or flexifit hinges.



KITPL60FABB

Toekick Kit in White colour with adjustable height. Can be fitted over all the fully integrated and underbench models with Fixed Fulcrum. Can be installed also on the models with variable fulcrum or flexifit hinges.

























KITPL60FABN

Toekick Kit in Black colour with adjustable height. Can be fitted over all the fully integrated and underbench models with Fixed Fulcrum. Can be installed also on the models with variable fulcrum or flexifit hinges.

KIT6FIL

stainless steel panel with Canali handle. Can be fitted on the fully integrated dishwashers.

Symbols glossary

	Aquatest measures the clarity of the water during an auto program, and automatically ensures the minimum consumption of water and energy.		Anti-drip: Some models of dishwashers are equipped with special polymer nozzles anti-drip, that improve the process of drying.
	COMM_HEIGHT_82_72dpi		Delay Timer: The delay timer can postpone the start of the program by up to 24 hours.
	A++: Energy efficiency class A++ helps to save up to 20% energy compared to class A. Maximum performance with minimum consumption is guaranteed.		EasyGlide: Convenient EasyGlide system for easy unloading of the appliance that allows reaching maximum flexibility of load of the machine.
	FlexiDuo: The FlexiDuo 3rd cutlery basket allows you to arrange cutlery or small cups, ladles, or bulky utensils however you like: it consists of two separate and moveable modules.		Flexitabs: Flexitabs adjusts the wash cycle to give the best possible results regardless of the type of detergent used.
	FlexiZone: The ½ load flexizone allows you to wash a reduced load saving energy, water and time and there are no restrictions on where the items are placed.		Inverter technology: The evolution of Smeg's driers towards more intelligent and environmentally sustainable models has led to the choice of using Inverter technology with heat pumps, which reduces significantly energy consumption.
	Noise Level: Excellent insulation and special devices keep noise to a minimum.		Orbital wash system distributes water evenly throughout the 60cm dishwasher cavity, directing water with precision to ensure an excellent wash.
	Auto 45°- 65°: The auto programme regulates the length of a cycle depending on the need for a pre-wash and the number of rinses required.		Delicate Quick: Program Delicate Quick is suitable for quick washing of delicate dishes.
	Eco: Eco, this economic wash programme uses a low amount of water and energy in order to provide the most environmentally friendly cleaning option.		Eco: Eco, this economic wash programme uses a low amount of water and energy in order to provide the most environmentally friendly cleaning option.
	Normal Quick: Program Normal Quick is suitable for quick washing of mixed dishes, for everyday use.		Soak programme: The soak programme provides a rinse to prevent dirt from drying.
	Strong&Fast: This special programme takes less than 1 hour to eliminate the most stubborn dirt and dried on residues.		The symbols show the number of plate settings of the dishwasher.
	Total Acquastop: In addition to the partial Acquastop protection present in all Smeg dishwashers, some models have an electronic device fitted to the water intake hose, which monitors water levels in the machine, detects leaks in the hose and switches off the water supply immediately when necessary.		System WaterSave ensures the best washing results with minimal water consumption depending on the model of dishwasher.



...